

<EN-297>

Hub | ScienceDirect | Scopus | Applications

Register | Login | Login | Go to SciVal Suite

Home | Browse | Search | My settings | My alerts | Shopping cart

Back to results | « Previous 1 of 1 Next » | Export citation | PDF (403 K) | More options...

Article outline is loading...

JavaScript required for article outline



Energy Procedia



Volume 9, 2011, Pages 568–574

9th Eco-Energy and Materials Science and Engineering Symposium



View

Preliminary Study of Pd/CeO₂ Derived from Cerium Complexes as Solid Support Catalysts for Hydrogenation Reaction in a Micro-reactor

Worawat Wattanathana^a, Arunee Lakkham^b, Attaphon Kaewvilai^b, Nattamon Koonsaeng^a, Apirat Laobuthee^b, Chatchai Veranitisagul^c  

^a Department of Chemistry, Faculty of Science, Kasetsart University, Bangkok 10900, Thailand

^b Department of Materials Engineering, Faculty of Engineering, Kasetsart University, Bangkok 10900, Thailand

^c Department of Materials and Metallurgical Engineering, Faculty of Engineering, Rajamangala University of Technology Thanyaburi, Klong 6, Thanyaburi, Pathumthani 12110, Thailand

Available online 7 November 2011.

<http://dx.doi.org/10.1016/j.egypro.2011.09.066>, How to Cite or Link Using DOI
Permissions & Reprints

Cited by in Scopus (1)

Abstract





This work was studied on the Pd/CeO₂ used as catalyst for hydrogenation reaction in micro-reactor. A simple cerium complex for CeO₂ was prepared from cerium nitrate and triethanolamine in 1-propanol. The feasible structures of cerium complexes as four-coordinate and five-coordinate Ce-TEA complexes were determined by MS and FTIR. By calcining the Ce-TEA complexes at 600 °C for 2 h, the single phase of CeO₂ identified by XRD was obtained.

Pd/CeO₂, the hydrogenation catalyst, was prepared by doping palladium nitrate into the cerium complex before calcining at 600 °C for 2 h and investigated by XRD and SEM. The Pd-doped CeO₂ was preliminarily studied for catalytic hydrogenation of 4-cyanobenzaldehyde in a continuous-flow micro-reactor. Among all Pd/CeO₂ prepared, 10% Pd doped CeO₂ exhibited the greatest performance towards hydrogenation of 4-cyanobenzaldehyde in terms of the amount of hydrogenated products as 4-cyanobenzyl alcohol, 4-hydroxymethylbenzylamine, and 4-hydroxymethyltoluene.

Keywords

Ceria; cerium complex; hydrogenation; micro-reactor

References

- [1] H. Shinjoh
Rare earth metals for automotive exhaust catalysts
J. Alloys Compd., 408 (2006), pp. 1061–1064

- [2] L. Wang, K. Zhang, Z. Song, S. Feng
Ceria concentration effect on chemical mechanical polishing of optical glass
Appl. Surf. Sci., 253 (11) (2007), pp. 4951–4954

- [3] W. Cai, B. Zhang, Y. Li, Y. Xu, W. Shen
Hydrogen production by oxidative steam reforming of ethanol over an Ir/CeO₂ catalyst
Catal. Commun., 8 (11) (2007), pp. 1588–1594

- [4] M. Dudek
Ceramic oxide electrolytes based on CeO₂-Preparation, properties and possibility of application to electrochemical devices
J. Eur. Ceram. Soc., 28 (5) (2008), pp. 965–971

- [5] J. Ma, T.S. Zhang, L.B. Kong, P. Hing, S.H. Chan

Ce_{0.8}Gd_{0.2}O_{2-δ} ceramics derived from commercial submicron-sized CeO₂ and Gd₂O₃ powders for use as electrolytes in solid oxide fuel cells
 J. Power Sources, 132 (1–2) (2004), pp. 71–76



- [6] D. Ding, B. Liu, Z. Zhu, S. Zhou, C. Xia
High reactive Ce_{0.8}Sm_{0.2}O_{1.9} powders via a carbonate co-precipitation method as electrolytes for low-temperature solid oxide fuel cells

Solid State Ionics, 179 (21–26) (2008), pp. 896–899



- [7] R.O. Fuentes, R.T. Baker
Synthesis and properties of Gadolinium-doped ceria solid solutions for IT-SOFC electrolytes

Int. J. Hydrogen Energy, 33 (13) (2008), pp. 3480–3484



- [8] A. Laobuthee, S. Wongkasemjit, E. Traversa, R.M. Laine
MgAl₂O₄ spinel powders from oxide one pot synthesis (OOPS) process for ceramic humidity sensors

J. Eur. Ceram. Soc., 20 (2) (2000), pp. 91–97



- [9] A. Laobuthee, N. Koonsaeng, B. Ksapabutr, M. Panapoy, C. Veranitisagul
Doped MgAl₂O₄ spinel screen print thick film as sensing material for humidity measurement

Int. J. Mater. Struct. Reliab., 3 (2) (2005), pp. 95–103



- [10] P. Hasin, N. Koonsaeng, A. Laobuthee
Nickel-aluminium complex: a simple and effective precursor for nickel aluminate (NiAl₂O₄) spinel

Maejo Int. J. Sci. Technol., 2 (01) (2008), pp. 140–149



- [11] S. Ummartyotin, S. Sangngern, N. Koonsaeng, N. Yoswathananont, M. Sato, A. Laobuthee
Preliminary study of nickel aluminate prepared from nickel complex as a solid support for hydrogenation reaction in a continuous-flow microreactor

J. Res. Eng. Technol., 5 (4) (2008), pp. 375–391



- [12] T. Thaweechai, A. Wisitsoraat, A. Laobuthee, N. Koonsaeng
Ethanol sensing of La_{1-x}Sr_xFeO₃ (x = 0, 0.1, and 0.3) prepared by metal-organic complex decomposition

Kasetsart J. (Nat. Sci.), 43 (5) (2009), pp. 218–223



- [13] S. Ummartyotin, S. Sangngern, A. Kaewvilai, N. Koonsaeng, H. Manuspiya, A. Laobuthee
Cobalt aluminate (CoAl₂O₄) derived from Co-Al-TEA complex and its dielectric behaviors

J. Sustainable Energy Environ., 1 (1) (2010), pp. 31–38



- [14] A. Laobuthee, C. Veranitisagul, N. Koonsaeng, V. Bhavakul, N. Laosiripojana
Catalytic activity of ultrafine CexGdySmzO₂ synthesized by metal organic complex method toward steam reforming of methane

Catal. Commun., 12 (1) (2010), pp. 25–29




- [15] Yoswathananont N, Nitta Y, Nishiuchi Y, Sato M. Continuous hydrogenation reactions in a tube reactor packed with Pd/C. *Chem. Commun.* 2005;(1): 40–42.



Corresponding author. Tel.: +66 2 549 3480; fax: +66 2 549 3483.

Copyright © 2011 Published by Elsevier Ltd


[Home](#)
[Journal Rankings](#)
[Journal Search](#)
[Country Rankings](#)
[Country Search](#)
[Compare](#)
[Map Generator](#)
[Help](#)
[About Us](#)

Show this information in
your own website

Energy Procedia		
Indicator	2004-2011	Value
SJR		0.09
Cites per doc		1.77
Total cites		1188
www.scimagojr.com		
<input checked="" type="checkbox"/> Display journal title		

Just copy the code below and
paste within your html page:
<a href="http://www.scimagojr

How to cite this website?

SJR is developed by:

SCIMAGO
L A B

Powered by
SCOPUS™

Journal Search

Search query

in Journal Title

☐ Exact phrase

Energy Procedia

Country: Netherlands

Subject Area: Energy

Subject Category: Energy (miscellaneous)

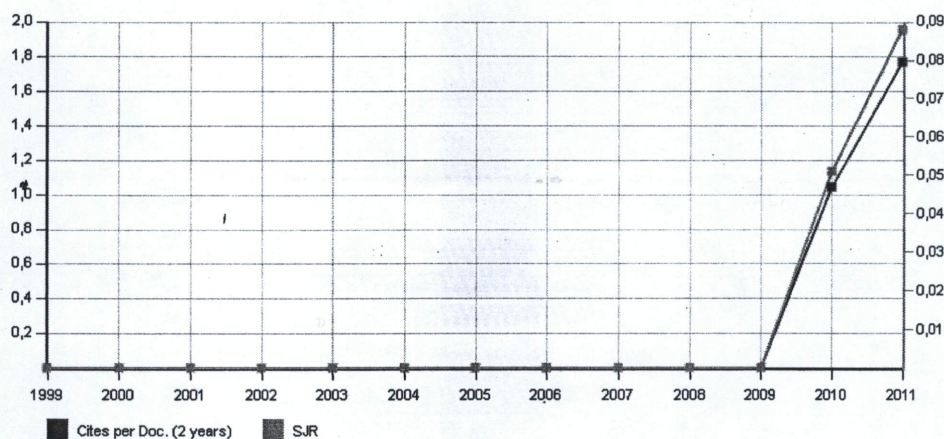
Publisher: Elsevier BV. Publication type: Conferences and Proceedings. ISSN: 18766102

Coverage: 2009-2011

H Index: 14

[Charts](#) [Data](#)
EST MODUS IN REBUS
Horatio (Satire 1,1,106)

SJR indicator vs. Cites per Doc (2y)



The SJR indicator measures the scientific influence of the average article in a journal, it expresses how central to the global scientific discussion an average article of the journal is. Cites per Doc. (2y) measures the scientific impact of an average article published in the journal, it is computed using the same formula that journal impact factor™ (Thomson Reuters).

Preliminary Study of Pd/CeO₂ Derived from Cerium Complexes as Solid Support Catalysts for Hydrogenation Reaction in a Micro-reactor

W. Wattanathana, A. Lakkham, N. Koonsaeng, A. Laobuthee and C. Veranitisagul*

Abstract— This work was studied on the Pd/CeO₂ used as solid support for hydrogenation reaction in micro-reactor. A simple cerium complex for CeO₂ was prepared from cerium nitrate and triethanolamine in 1-propanol. The feasible structures of cerium complexes as four-coordinate and five-coordinate TEA-Ce complexes were determined by MS and FTIR. By calcining the TEA-Ce complexes at 600°C for 2 h, the single phase of CeO₂ identified by XRD was obtained.

Pd/CeO₂, the hydrogenation catalyst support, was prepared by doping palladium nitrate into the cerium complex before calcining at 600°C for 2 h and investigated by XRD and SEM. The Pd-doped CeO₂ was preliminarily studied for catalytic hydrogenation of 4-cyanobenzaldehyde in a continuous-flow micro-reactor. Among all Pd/CeO₂ prepared, 10% Pd doped CeO₂ exhibited the greatest performance towards hydrogenation of 4-cyanobenzaldehyde in terms of the amount of hydrogenated products as 4-cyanobenzyl alcohol, 4-hydroxymethylbenzylamine, and 4-hydroxymethyltoluene.

Keywords— Ceria, cerium complex, hydrogenation, micro-reactor

1. INTRODUCTION

Cerium(IV) oxide (ceria or CeO₂) has been considered as materials for applications of automotive exhaust catalyst [1], polishing material [2], reforming reaction catalyst [3], and electrochemical device [4]. The success of the material applications depended on the routes of powder synthesis, many synthetic routes were, therefore, proposed in the relevant literatures, such as solid-solid reaction [5] co-precipitation of hydroxides [6] sol-gel method [7]. However, The obtained ceramic powders lack of homogeneity and purity, complicated procedure, or high processing temperature leading to high cost were found from these synthetic routes. Laobuthee *et al.* [8]-[14] successfully prepared various high purity and homogeneous ceramic powders from the metal complexes decomposition method, a very simple, low cost, and straightforward process. Based upon the basis of this process, CeO₂ was successfully prepared [14].

Nowadays, hydrogenation reactions show important roles in pharmaceutical, chemical and petroleum industries. Yoswathananont *et al.* reported an efficient hydrogenation reaction in a tube reactor [15]. In this flow system, a substrate solution was running through narrow channels formed in the Pd/C packed column with provided various advantages, such as, reducing in mass transfer between phases, no need for separation of products from catalyst, and providing an efficient hydrogenation reaction.

In this work, our group proposed an idea to prepare Pd-doped CeO₂ prepared from mixtures of cerium complex with palladium nitrate salt for using as hydrogenation catalyst in flow system micro-reactor.

2. EXPERIMENTAL

2.1 Materials

Cerium(III) nitrate hexahydrate [Ce(NO₃)₃·6H₂O, 99.5% purity] was supplied from Acros Organics Co. Inc. (USA). Palladium nitrate hydrate [Pd(NO₃)₂·xH₂O] and 4-cyanobenzaldehyde were purchased from Aldrich Chemical Co. Inc (USA). Triethanolamine [TEA, N(CH₂CH₂OH)₃, 98% purity] and 1-propanol were obtained from Carlo Erba (Barcelona).

2.2 Instrumentals

The cerium complex was characterized by ESI-MS (Bruker Esquire mass spectrometer). Methanol was used as a solvent to prepare a cerium complex solution for mass analysis. The mass range of a complex was set from m/z 100 to 1000.

Fourier Transform infrared spectra were obtained by a Perkin-Elmer 2000-FTIR. Potassium bromide (KBr) as a matrix was mixed with a solid sample (0.3-0.5 wt %) by an agate mortar and pestle to prepare a pellet specimen for identifying the cerium complex functional group.

The decomposition of the cerium complex was studied by thermogravimetric analysis (TGA, a Perkin-Elmer TGA 7). Each sample (10 mg) was heated by heating rate 5°C/min in N₂ (20 psi) from 50-1000°C. The TGA balance flow meter was set at 20 psi N₂, while the purge flow meter was adjusted at 20 psi of synthetic air.

The powder product obtained after calcining a cerium complex was spread on glass microscope slides and then characterized by XRD (X'PertPRO MPD diffractometer) using nickel-filtered CuK_α radiation. Diffraction patterns were recorded over a range of 2θ angles from 5 to 90° and identified using the Joint Committee on Powder Diffraction Standards (JCPDS) file No. 34-0394.

Scanning Electron Microscope (SEM, a JEOL JSM-6510 scanning microscope) operating at an acceleration

W. Wattanathana and N. Koonsaeng are with the Department of Chemistry, Faculty of Science, Kasetsart University, Bangkok 10900, Thailand

A. Lakkham and A. Laobuthee are with the Department of Materials Engineering, Faculty of Engineering, Kasetsart University, Bangkok 10900, Thailand

C. Veranitisagul is with the Department of Materials and Metallurgical Engineering, Faculty of Engineering, Rajamangala University of Technology Thanyaburi, Klong 6, Thanyaburi, Pathumthani 12110, Thailand, E-mail: veranitisagul.c@gmail.com
Tel.: +66-2-549-3480; fax: +66-2-549-3483

voltage of 5 kV, a work distance of 10 mm and magnification values in 5,000x was used to identify the microstructure of powder samples. Samples were mounted on stubs using a liquid carbon paste and then sputter coated with Pt to avoid particle charging.

2.3 Procedure

2.3.1 Preparation of CeO_2 from cerium complex

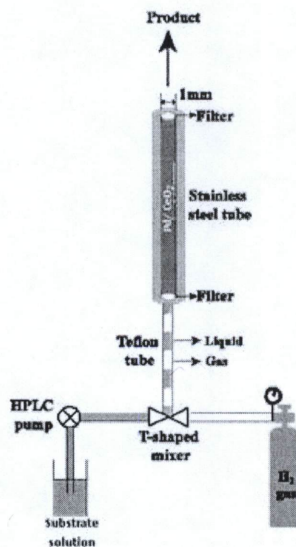
The mixture of cerium nitrate hexahydrate [$\text{Ce}(\text{NO}_3)_3 \cdot 6\text{H}_2\text{O}$ (10.86 g, 25 mmol)], triethanolamine (TEA, 3.4 ml, 25 mmol) and 200 ml of 1-propanol as a solvent, was added into a round bottomed flask and then heated for 2 h to complete the reaction. The homogeneous product was characterized by ESI-MS, FTIR, and TGA.

Cerium complex was calcined in the horizontal tube furnace at 600°C for 2 h. The powder product was ground in an alumina mortar and characterized by XRD and SEM.

2.3.2 Study on Pd/CeO_2 as solid support catalysts in hydrogenation reaction

Palladium nitrate hydrate [$\text{Pd}(\text{NO}_3)_2 \cdot x\text{H}_2\text{O}$, 0.1728, 0.2880 and 0.5760 g] was mixed with cerium complex (8.333 g) to prepare CeO_2 doped 3%, 5% and 10% by mol of palladium. The doped cerium complex was calcined in a furnace at 600°C for 2 h. The powder products were characterized by XRD and SEM.

Each of the Pd/CeO_2 powders was packed in a stainless steel tube (25 cm in length, 1.0 mm and 6.3 mm as inner and outer diameters, respectively) with two filters at both ends to hold the catalyst in the column, was performed in a high pressure flow system operating via a continuous-flow micro-reactor with the residence time of 2 min 50 s (Scheme 1). 4-Cyanobenzaldehyde in methanol as a substrate solution was mixed with hydrogen gas at the T-shaped mixer. The flow rate of the substrate solution controlled by HPLC pump was 0.038 mL/min while the hydrogen gas was set around 2.0 MPa. To observe the gas-liquid flow, a transparent teflon tube was connected between the T-shaped mixer and the tube column. The product solution eluted at the end of the column was characterized by $^1\text{H-NMR}$.



Scheme 1

3. RESULTS AND DISCUSSION

3.1 Cerium complex preparation

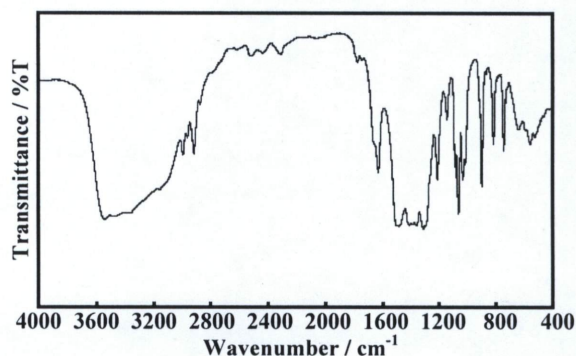


Figure 1. FTIR Spectrum of Cerium Complex

By FTIR, the yellowish powder obtained from the complete reaction of $\text{Ce}(\text{NO}_3)_3$ and TEA in 2 h was studied. FTIR spectrum (Figure 1) revealed characteristic groups in the cerium complex. The broad peak centered at 3402 cm^{-1} was assigned to the O-H stretching due to moisture absorption and/or triethanolamine residue from the reaction. The peaks at 2988 and 2915 cm^{-1} were assigned to asymmetric and symmetric modes of methylene ($-\text{CH}_2-$) stretching, respectively. The peak at 1627 cm^{-1} was assigned to O-H bending overtone. The C-H bending bands were shown in the region of 1450-1200 cm^{-1} . The N-O stretching of nitrate group showed absorption bands in region of 1550-1250 cm^{-1} . The Ce-O-C bending resonated at 1082 cm^{-1} . Moreover, the band at 554 cm^{-1} was assigned to Ce-O stretching.

The possible structures of the product were identified using electrospray ionization (ESI) techniques. The major peaks was appeared at $m/z = 286$ and 349. The structures of product were proposed in Figure 2.

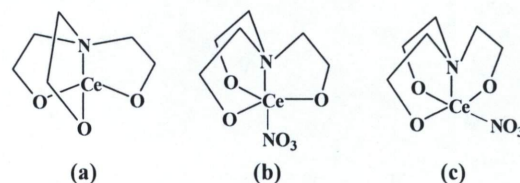


Figure 2. The Possible Structures of Cerium Complex:

- (a) Corresponding to $m/z = 286$,
(b) and (c) Corresponding to $m/z = 349$

To obtain CeO_2 , TGA was used to clarify the appropriate calcination temperature for the cerium complex. Thermogram (Figure 3) shows three regions of mass loss. The first mass loss involved the decomposition of the organic ligand occurs between 100° and 250°C. In this step, volatiles and char were generated. The obtained char was continuously oxidized by heating from 250° to 500°C as shown in the region of second mass loss. The TGA result indicated that the appropriate temperature for calcination was 600°C. Hence, cerium complex was then calcined at 600°C for 2 h to obtain a yellowish color of CeO_2 .

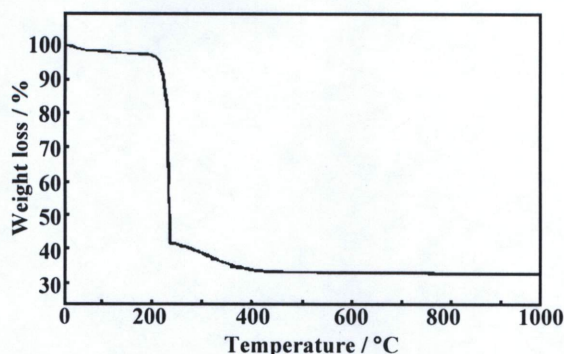
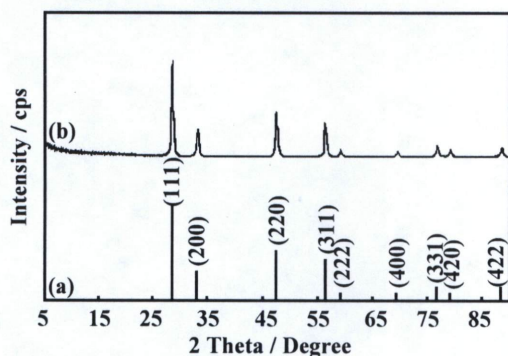


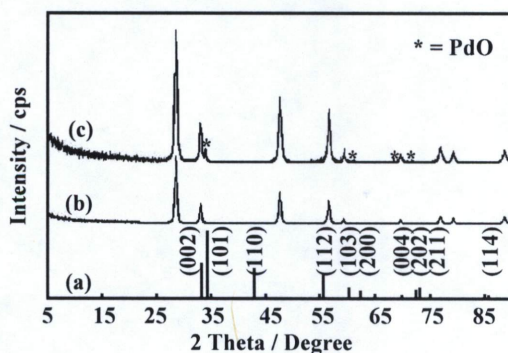
Figure 3. Thermogram of Cerium Complex

X-ray powder diffraction pattern (Figure 4) of the calcined product showed nine major peaks of CeO_2 with hkl reflections at (111), (200), (220), (311), (222), (400), (331), (420), and (422) which are located at 2θ are 28.555, 33.082, 47.479, 56.335, 59.087, 69.402, 76.700, 79.070, and 88.412, respectively. All peak positions were identified by comparing with JCPDS file No. 34-0394, indicating the phase purity of CeO_2 .

Figure 4. (a) CeO_2 Reference (JCPDS No 34-0394)
(b) XRD Pattern of Prepared CeO_2

3.2 Study on Pd/CeO_2 as solid support catalysts in hydrogenation reaction

The obtained Pd doped cerium complexes are black-yellow color powders while the cerium complex was a yellow powder. The Pd doped cerium complexes were calcined with the same condition as an undoped cerium complex (600°C for 2 h) to obtain the brown powder products. To confirm the successfully doping of palladium on CeO_2 , XRD and SEM were employed.



4. CONCLUSION

The cerium complex decomposition which retains the advantages of purity, homogeneity, low processing temperatures is an inexpensive, straightforward alternative to prepare CeO_2 . A pure and homogeneous CeO_2 powder was obtained by calcining the cerium complex at 600°C for 2 h.

The doping palladium on CeO_2 was successfully prepared by calcining the mixture of cerium complex with palladium nitrate at 600°C for 2 h. Among all prepared Pd/CeO_2 , 10% Pd/CeO_2 showed the greatest performance towards hydrogenation reaction of 4-cyanobenzaldehyde in terms of the highest 4-hydroxymethyltoluene. In addition, the catalytic efficiency of the prepared Pd/CeO_2 for hydrogenation reaction in the continuous-flow micro-reactor was higher than Pd/C and $\text{Pd/NiAl}_2\text{O}_4$.

ACKNOWLEDGMENT

This work was supported by Junior Science Talent Project (JSTP-50-19R) and National Science and Technology Development Agency (NSTDA) and the Postgraduate Education and Research Programs in Petroleum and Petrochemical Technology (ADB-MUA). The authors would like to thank Dr. Nungruethai Yoswathananont and Prof. Masaaki Sato from Department of Chemistry, Faculty of Science, Osaka Prefecture University, Osaka, Japan for helping in the study on the hydrogenation by using a continuous-flow micro-reactor.

REFERENCES

- [1] Shinjoh, H. 2006. Rare earth metals for automotive exhaust catalysts. *Journal of Alloys and Compounds* 408-412: 1061-1064.
- [2] Wang, L.; Zhang, K.; Song, Z.; and Feng, S. 2007. Ceria concentration effect on chemical mechanical polishing of optical glass. *Applied Surface Science* 253(11): 4951-4954.
- [3] Cai, W.; Zhang, B.; Li, Y.; Xu, Y.; and Shen, W. 2007. Hydrogen production by oxidative steam reforming of ethanol over an Ir/CeO_2 catalyst. *Catalysis Communications* 8(11): 1588-1594.
- [4] Dudek, M. 2008. Ceramic oxide electrolytes based on CeO_2 -Preparation, properties and possibility of application to electrochemical devices. *Journal of the European Ceramic Society* 28(5): 965-971.
- [5] Ma, J.; Zhang, T.S.; Kong, L.B.; Hing, P.; and Chan, S.H. 2004. $\text{Ce}_{0.8}\text{Gd}_{0.2}\text{O}_{2-\delta}$ ceramics derived from commercial submicron-sized CeO_2 and Gd_2O_3 powders for use as electrolytes in solid oxide fuel cells. *Journal of Power Sources* 132(1-2): 71-76.
- [6] Ding, D.; Liu, B.; Zhu, Z.; Zhou, S.; and Xia, C. 2008. High reactive $\text{Ce}_{0.8}\text{Sm}_{0.2}\text{O}_{1.9}$ powders via a carbonate co-precipitation method as electrolytes for low-temperature solid oxide fuel cells. *Solid State Ionics* 179 (21-26) 896-899.
- [7] Fuentes, R.O. and Baker, R.T. 2008. Synthesis and properties of Gadolinium-doped ceria solid solutions for IT-SOFC electrolytes. *International Journal of Hydrogen Energy* 33(13): 3480-3484.
- [8] Laobuthee, A.; Wongkasemjit, S.; Traversa, E.; and Laine, R.M. 2000. MgAl_2O_4 spinel powders from oxide one pot synthesis (OOPS) process for ceramic humidity sensors. *Journal of the European Ceramic Society* 20(2): 91-97.
- [9] Laobuthee, A.; Koonsaeng, N.; Ksapabutr, B.; Panapoy, M.; and Veranitisagul, C. 2005. Doped MgAl_2O_4 spinel screen print thick film as sensing material for humidity measurement. *International Journal of Materials & Structural Reliability* 3(2): 95-103.
- [10] Hasin, P.; Koonsaeng, N.; and Laobuthee, A. 2008. Nickel-aluminium complex: a simple and effective precursor for nickel aluminate (NiAl_2O_4) spinel. *Maejo International Journal of Science and Technology* 2(01): 140-149.
- [11] Ummartyotin, S.; Sangngirn, S.; Koonsaeng, N.; Yoswathananont, N.; Sato, M.; and Laobuthee, A. 2008. Preliminary study of nickel aluminate prepared from nickel complex as a solid support for hydrogenation reaction in a continuous-flow microreactor. *Journal of Research in Engineering and Technology* 5(4): 375-391.
- [12] Thaweechai, T.; Wisitsoraat, A.; Laobuthee, A.; and Koonsaeng, N. 2009. Ethanol sensing of $\text{La}_{1-x}\text{Sr}_x\text{FeO}_3$ ($x = 0, 0.1$, and 0.3) prepared by metal-organic complex decomposition. *Kasetsart Journal (Natural Science)* 43(5): 218-223.
- [13] Ummartyotin, S.; Sangngern, S.; Kaewvilai, A.; Koonsaeng, N.; Manuspiya, H.; and Laobuthee, A. 2010. Cobalt aluminate (CoAl_2O_4) derived from Co-Al-TEA complex and its dielectric behaviors. *Journal of Sustainable Energy & Environment* 1(1): 31-38.
- [14] Laobuthee, A.; Veranitisagul, C.; Koonsaeng, N.; Bhavakul, V.; and Laosiripojana, N. 2010. Catalytic activity of ultrafine $\text{Ce}_x\text{Gd}_y\text{Sm}_z\text{O}_2$ synthesized by metal organic complex method toward steam reforming of methane. *Catalysis Communications* 12(1): 25-29.
- [15] Yoswathananont, N.; Nitta, Y.; Nishiuchi, Y.; and Sato, M. 2005. Continuous hydrogenation reactions in a tube reactor packed with Pd/C . *Chemical Communications* (1): 40-42.

**PRELIMINARILY STUDY OF Pd/CeO₂ DERIVED FROM CERIUM
COMPLEXES AS SOLID SUPPORT CATALYSTS FOR
HYDROGENATION REACTION IN
A MICRO-REACTOR**

W. Wattanathana¹, A. Lakkham¹, N. Koonsaeng¹, A. Laobuthee¹
and C. Veranitisagul²

¹Kasetsart University, Thailand

²Rajamangala University of Technology Thanyaburi, Thailand

Abstract

This work was studied on the Pd/CeO₂ used as solid support for hydrogenation reaction in micro-reactor. A simple cerium complex for CeO₂ was prepared from cerium nitrate and triethanolamine in 1-propanol. The feasible structures of cerium complexes as four-coordinate and five-coordinate TEA-Ce complexes were determined by MS and FTIR. By calcining the TEA-Ce complexes at 600°C for 2 h, the single phase of CeO₂ identified by XRD was obtained. Pd/CeO₂, the hydrogenation catalyst support, was prepared by doping palladium nitrate into the cerium complex before calcining at 600°C for 2 h and investigated by XRD and SEM. The Pd-doped CeO₂ was preliminarily studied for catalytic hydrogenation of 4-cyanobenzaldehyde in a continuous-flow micro-reactor. Among all Pd/CeO₂ prepared, 10% Pd doped CeO₂ exhibited the greatest performance towards hydrogenation of 4-cyanoben-zaldehyde in terms of the amount of hydrogenated products as 4-cyano-benzyl alcohol, 4-hydroxymethy-lbenzylamine, and 4-hydroxymethyltoluene.

Keywords — Ceria, cerium complex, hydrogenation, micro-reactor